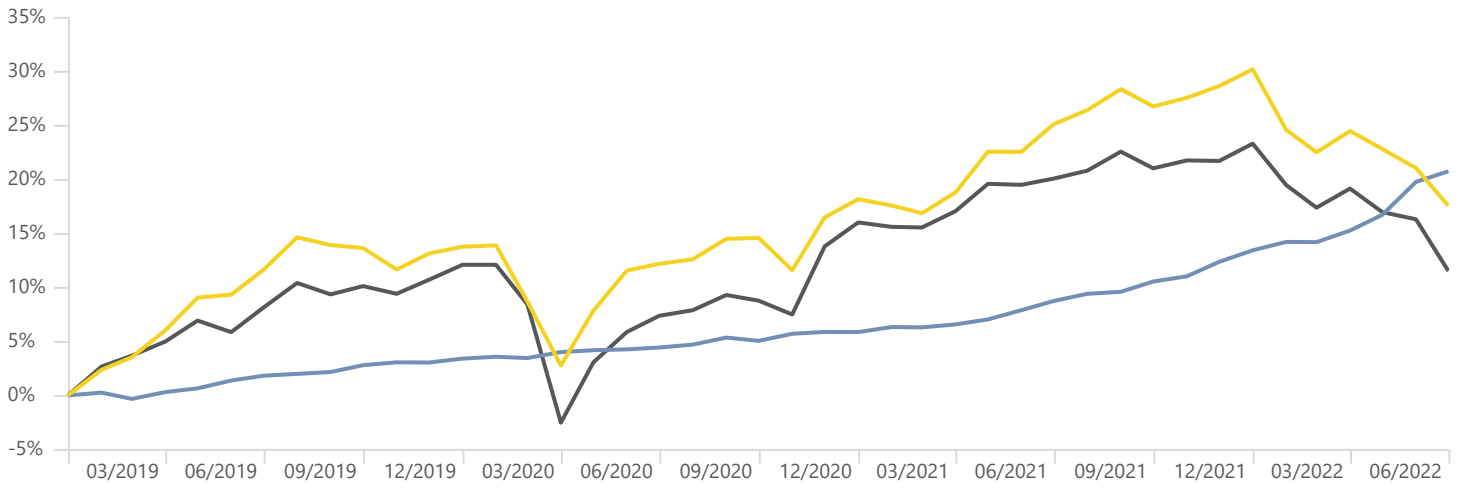


Performance Since Inception



— OFNPM Balanced (Active)

— CPI + 2%

— IA Mixed Investment 20-60% Shares

Trailing Returns

	1 Month	3 Months	1 Year	3 Years
OFNPM Balanced (Active)	-2.88%	-5.56%	-6.04%	5.29%
CPI + 2%	0.82%	4.76%	11.03%	18.56%
IA Mixed Investment 20-60% Shares	-4.12%	-6.40%	-7.12%	3.11%

Annualised Returns

	Inception	Volatility	Sharpe
OFNPM Balanced (Active)	4.72%	7.84%	0.57
CPI + 2%	5.53%	1.79%	2.82
IA Mixed Investment 20-60% Shares	3.16%	8.87%	0.35

Rolling 1 Year Returns

	06/2022	06/2021	06/2020	06/2019	06/2018
OFNPM Balanced (Active)	-6.04%	11.52%	0.48%	—	—
CPI + 2%	11.03%	4.12%	2.56%	—	—
IA Mixed Investment 20-60% Shares	-7.12%	11.82%	-0.71%	3.02%	2.49%

Investment Philosophy

At One Four Nine Portfolio Management (OFNPM) we fundamentally believe that **investors are loss averse, not risk averse**. Our investment philosophy is built around 3 principles:

- 1. Preserve Capital**
We wish to avoid the permanent loss of capital
- 2. Grow Wealth**
We measure our success by growing capital faster than the rate of inflation
- 3. Manage Risk**
We build efficient portfolios. For a given level of risk we maximise return

Each Model Portfolio aims to achieve its objectives through investment in a global multi-asset portfolio consisting of equities, bond, commercial property and other asset classes. Exposure is primarily gained through collective investment schemes (unit trusts, OEICS, investment trusts, ETFs).

Key Information

Launch Date: 31 December 2018

Benchmark: UK CPI Plus 2%

Base Currency: Sterling

Yield: 0.87%

One Four Nine Fee: 0.20% (+VAT)

Underlying Fund Fees: 0.60%

Transaction Fees: 0.06%

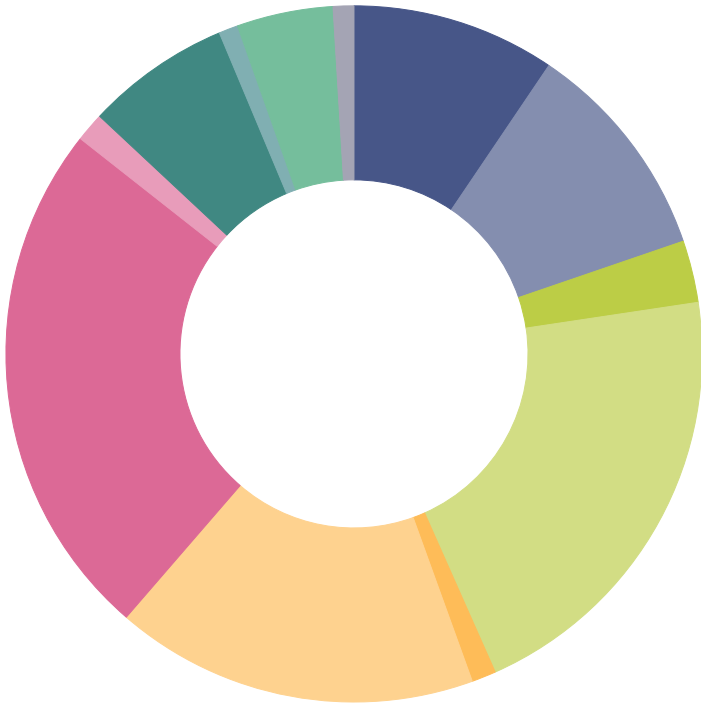
Total Charges: 0.90%

Balanced Risk Profile and Objective

The Balanced Portfolio aims to deliver a return of UK CPI plus 2% over rolling 5 years.

The Balanced Portfolio is appropriate for an investor who is comfortable with moderate volatility of returns and having up to around 60% of their portfolio in equities. You are comfortable that in **1 year out of 20** your portfolio could **fall by more than 15% in any one year**. Volatility is typically between 7% and 12% and investors should have a minimum time horizon of 5 years.

Asset Allocation - OFNPM Balanced (Active)



	%
● Cash	9.5
● UK Gilts	10.3
● International Sovereign Bonds	2.9
● Investment Grade Corporate Bonds	20.7
● High Yield Bonds	1.1
● UK Equity	16.9
● US Equity	24.3
● Japan Equity	1.4
● Europe ex UK Equity	6.7
● Asia Pacific ex Japan Equity	0.9
● Global Emerging Equity	4.5
● Real Assets	0.0
● Absolute Return	0.0
● Commodities	0.0
● PE	0.0
● Gold	1.0
Total	100.0

Fund Manager

Dr Bevan Blair, the Chief Investment Officer of OFNPM, has over 20 years' experience of building multi-asset portfolios, both in the institutional asset management and wealth management sectors. He has previously worked for WestLB Asset Management, Ingenious Asset Management and Tilney. He has a PhD in Accounting and Finance from Lancaster University, and an MSc in Statistics and Operations Research from Victoria University of Wellington, New Zealand. He has an Erdos number of 6.

Email: bevan.blair@onefourninegroup.co.uk

Direct: 020 3053 3763

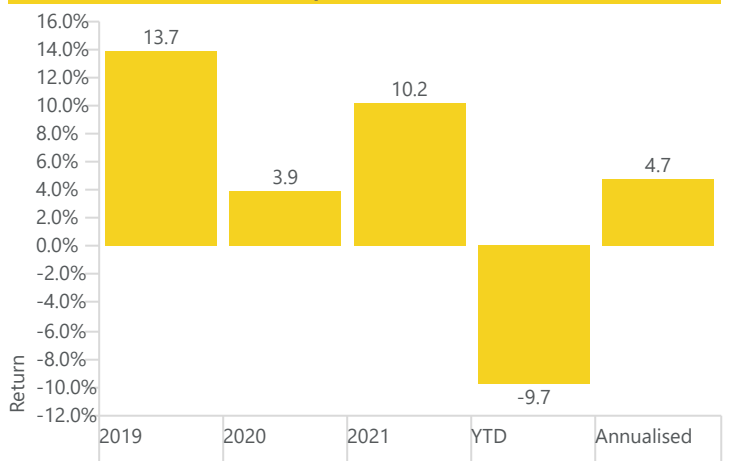
Source: One Four Nine Portfolio Management.

All data As of 30/06/2022

Model Holdings

Fund	Weight
Royal London Short Duration Gilt Fund	8%
Troy Trojan	8%
M&G UK Inflation Linked Corporate Bond	8%
TwentyFour Absolute Return Credit Fund	8%
Vanguard UK Short Term Investment Grade Bond	7%
Lindsell Train UK Equity Fund	5.75%
Evenlode Income	5.75%
Fundsmith Equity Fund	5%
Brown Advisory Global Leaders Sustainable	5%
Blue Whale Growth Equity Fund	5%
Other Holdings	26.5%
Cash	8%
Total Number of Holdings	17

Calendar Year Returns Since Inception



The value of investments and the income from them may go down as well as up. You may not get back the amount you invest. The return may increase or decrease as a result of currency fluctuations. Past performance, or any yields quoted, should never be considered a reliable indicator of future returns.

One Four Nine Models are benchmarked against UK CPI and any other benchmark has been displayed for comparative purposes only and is not a benchmark for the Models. Performance figures are net of underlying fund fees and include One Four Nine Portfolio Management's Management Fee of 0.20% (plus VAT). All model portfolio performance data is sourced from One Four Nine Portfolio Management. All other data is from Bloomberg and Morningstar.

This service is intended for use by investment professionals only. This document does not constitute personal advice. If you are in doubt as to the suitability of an investment please contact your adviser.

One Four Nine Group Limited Registered in England No: 11866793. One Four Nine Portfolio Management Limited is registered in England No: 11871594 and is authorised and regulated by the Financial Conduct Authority (FCA) FRN: 931954. One Four Nine® is a registered trademark.